




LECTIO
divina

The living word of God






An ancient way of reading the
Bible not as a text to be analysed
but as the living word of God.
We wait to see what God wants
to say to us with the words.



*is it
for me?*




This might be a good way to look at the Bible in a house group, at the start of a meeting or as a family with older age children.



TRUST


29/06/17
Trois-Circles
26-A
MADE IN CHINA
∞ ♡



What is shared within the group should not be shared further unless everyone believes that it should be.


A photograph of a field of pink flowers, likely sea purslimes, in the foreground. The background is a vast, flat landscape under a blue sky with white clouds. The text "listening time" is overlaid in a white, cursive font, centered in the lower half of the image.

listening
time




Start with a time of quiet.
Set aside busy thoughts and be
ready to listen. Listen to God.
Listen to one another.





Choose a passage from the Bible. Take turns to read a verse until you have read the whole passage as a group.

A close-up photograph of a hand reaching towards a bright, out-of-focus light source, creating a bokeh effect. The hand is in the foreground, slightly blurred, and the light source is in the background, creating a strong glow. The text 'OPEN YOUR HEART' is overlaid in a white, brush-stroke font on the left side of the image.

OPEN
YOUR
HEART

God wants to say something to each of us with this passage – listen and he will be there in the words. Sit for two or three minutes waiting. A short word or phrase will come to you.



Share the word or phrase
with the group. No need to
talk further, just share what
has come to you.

A teal-colored ceramic mug is the central focus, featuring the phrase "Be Still and Know" in a white, elegant cursive font. The mug is positioned on a dark surface, and in the foreground, the pages of an open book are visible, though they are out of focus. The lighting is soft and directional, highlighting the rim of the mug and the texture of the paper. A vertical teal bar with a fine grid pattern runs along the right edge of the image.

*Be Still
and
Know*

Read the passage again and sit in silence for two or three minutes, each person reflecting on their own phrase and listening to God. Everyone share one sentence that has come to them.


A teal-colored wooden door is shown, slightly ajar, revealing a blurred outdoor scene with green grass and brown earth. The door features a decorative brass handle with a wooden grip and a metal latch. The text "DON'T OVER-THINK" is written in white, hand-drawn capital letters across the door. The text is arranged in three lines: "DON'T" on the top line, "OVER-" on the middle line, and "THINK" on the bottom line. Each line of text is enclosed in a thin, light-colored rectangular border.

DON'T
OVER-
THINK

Read the passage for the third
time and be open to what
comes into your mind.

A photograph of three women in conversation outdoors. The woman on the right is in the foreground, seen from the side, wearing a patterned sweater. The woman in the middle is smiling and wearing glasses. The woman on the left is wearing a dark hat and smiling. The scene is lit with warm, golden light, suggesting late afternoon or early morning. The text 'talk together' is overlaid in a white, cursive font.

*talk
together*



Have a conversation about
what has come out of the
passage for each person.
You don't need to analyse
the text, just trust in what
God is saying.



Read the passage again and
finish with a time of prayer.

Want to go further?
gloucester.anglican.org/your-prayer



Registered charity number: 251234. Company number: 162165
Registered office: Church House, College Green, Gloucester, GL1 2LY